

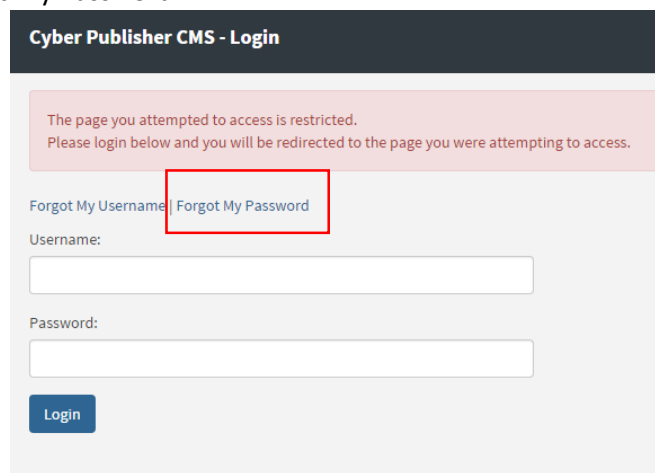
Website Password Reset

FOR FIRST TIME LOANER AGREEMENT FULFILMENT

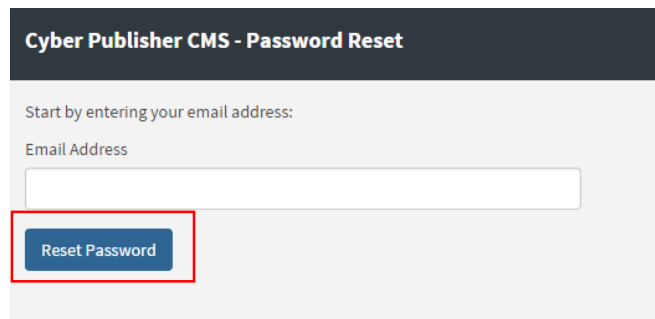
Gripnail's website using one set of login credentials for everything on the website including the ecommerce sections. We feel that our customers should have complete control over the security of their account on our site. We do this by not allowing others, including ourselves, access to your password. The only way we can assure this is to assign your account with a temporary password and request that you reset it on your own the first time you log into the site.

The process is quick and easy! By following these steps you will be able to choose your Gripnail website login.

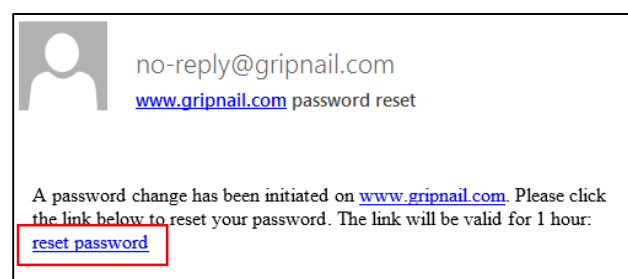
Step 1. Click on "Forgot My Password"



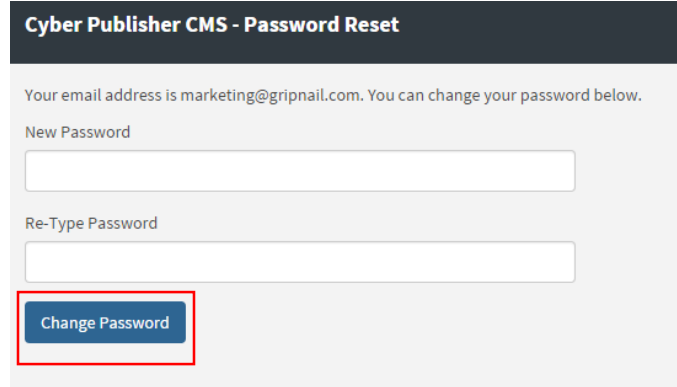
Step 2. Type the email address associated with the account and click "Reset Password"



Step 3. Check your email for a message from no-reply@gripnail.com. This may take several minutes (also make sure to check your spam folder). Once you have received the email, open it and follow the link that says "reset password"



Step 4. Choose a new password and place it in the field named “New Password”. Retype the password in the following field to verify the change. Then click “Change Password”.



The screenshot shows a web form titled "Cyber Publisher CMS - Password Reset". Below the title, a message states: "Your email address is marketing@gripnail.com. You can change your password below." There are two input fields: "New Password" and "Re-Type Password". A blue button labeled "Change Password" is located below the second field and is highlighted with a red rectangular border.

Step 5. Go to www.gripnail.com/general/loaner-agreement to login with your new password and fulfill the Loaner Agreement Form.