



**INSTALL INSULATION** | **NO SPECIAL TOOLS REQUIRED**

## Install Insulation Easily Anywhere

Gripnail's Spindle Anchors easily install any type of insulation up to 3.5" thick. Spindle Anchors are perfect for installing fiberglass insulation, rubber insulation blankets or polystyrene boards. Spindle Anchors can attach to air ducts, metal buildings, concrete foundations - even to the underside of wooden roofs. Spindle Anchors are perforated to allow adhesive to lock the fastener in place.



*Reinforced design allows for stronger hold on insulation.*

### Features Include:

#### Perforated Holes

The Spindle Anchor comes equipped with perforated holes that allow liquid adhesive to create mushrooms on the top of the fastener. This displaced adhesive helps grip the spindle anchor and lock it in place.

#### Diamond Point

The diamond point on a Spindle Anchor is the sharpest in the industry and cleanly pierces the toughest duct liner.

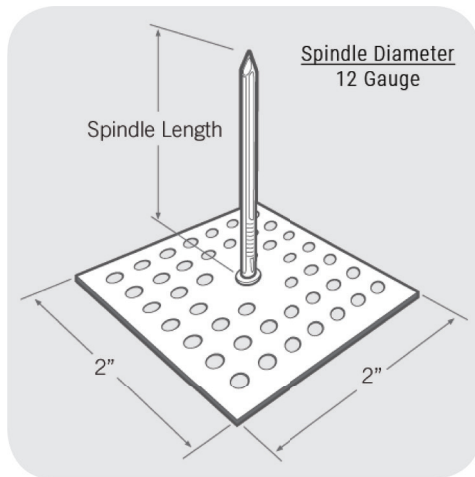
#### Reinforced Design

The improved design of the base of the Spindle Anchor has a reinforcement design that strengthens the fastener.



**(401) 216-7900**  
**www.gripnail.com**

## Perforated Base Spindle Anchors



### Sizing

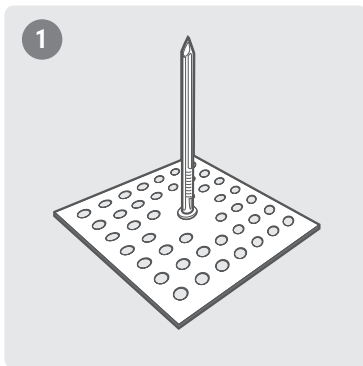
Part No.	Spindle Length
SA-1000-12-G-C	1"
SA-2000-12-G-C	2"
SA-2500-12-G-C	2 1/2"
SA-3500-12-G-C	3 1/2"
825 (Self Locking Washers)	1 1/8" x 1 1/4"

Packaged 500pcs. per carton

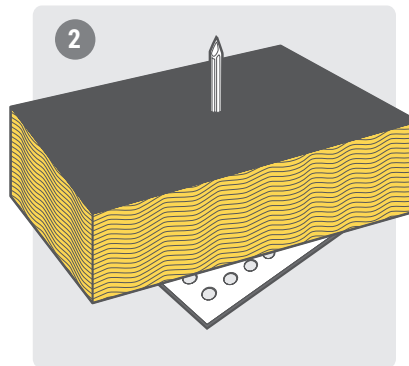
- Fasteners and self locking washers\* are manufactured from low carbon galvanized steel.
- All spindles are 12 gauge. Other spindle lengths, gauges and materials are available upon request.
- All Fasteners are packaged 500 pieces in a sturdy cardboard carton.

## Application Instructions

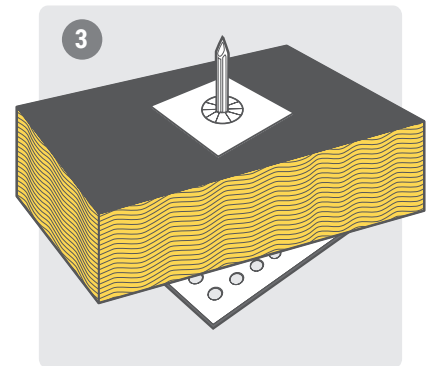
1. The Spindle Anchor will only stick to a clean, dry, smooth surface. Remove any oil, rust, loose paint, etc. before applying the fastener. Cleaning the surface is recommended.
2. Apply sufficient adhesive\* to the base of the fastener.
3. Firmly press the fastener against the cleaning surface and slightly twist the fastener to force the adhesive through the base plate holes.
4. Impale the insulation over the point of the fastener.
5. Secure the insulation with the self locking washer.
6. Bend or remove excess spindle.



Stick to a clean surface with liquid adhesive



Impale any type of insulation (blanket or board)



Secure with a self locking washer (purchased separately)

\*Not Included



ISO 9001 Certified  
Made in the U.S.A.  
An Employee Owned Company

97 Dexter Rd, E. Providence, RI 02914  
Email: [gripnail@gripnail.com](mailto:gripnail@gripnail.com)  
Tel: (401) 216-7900 Fax: (401) 438-8520

